

Proud to be part of  
**KEYS  
ACADEMIES  
TRUST**



**HARD WORK**

**INTEGRITY**

**KINDNESS**

# Moving around Jack Hunt

One of the biggest differences from primary school will be moving around the school site many times in the day. Do not worry about getting lost, after a few days you will know where you are going. There will be lots of people who will help you find your way around.

Read the rest of this tour to help understand a little bit more about our school.



# Arriving at Jack Hunt

There are two entrances to the school, Ledbury Road and Bradwell Road.

You can use either entrance, but remember to be in school ready for your first lesson.




# Blocks!

The school is split into 5 blocks, simply numbered 1 to 5.

The block you have to go for a lesson is determined by the room for that lesson. For example, if you have a lesson in room 121, then you would go to block 1 and find room 121. If you have a lesson in room 502, then you would go to Block 5 and find room 502 .....


The five blocks are easy to see and find



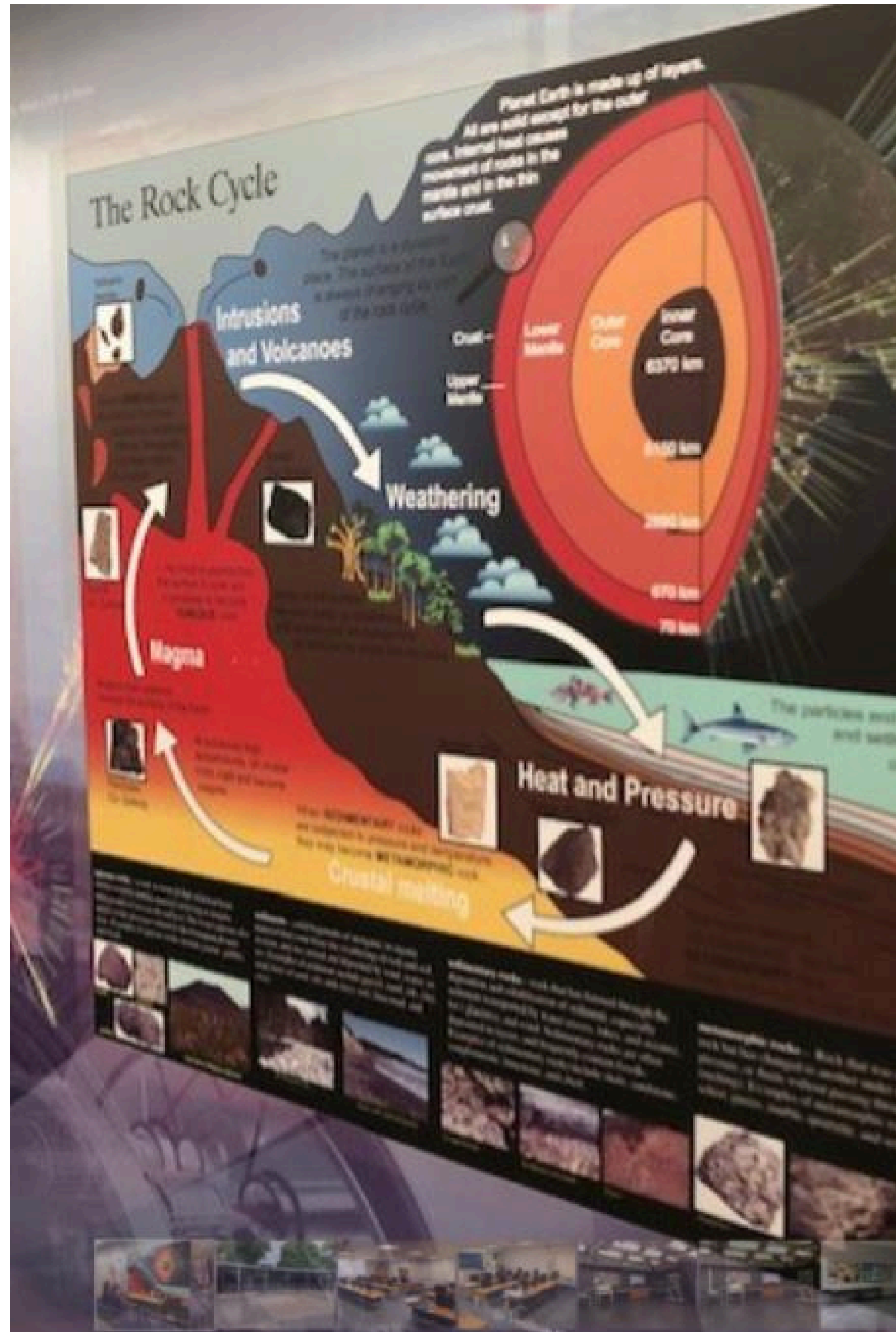


# Block 1

This is where you will have your Languages and My World lessons. Our Library is also in Block 1.



# Block 1




Block 2

This is where you will have your science lessons.

---

---



# Block 2

# Block 3


This is where you will have your Maths, Art and Design and Technology lessons.





# Block 3

---



# Block 4

This is where you will have your Music, Drama and Physical Education lessons. It is also the location of the Assembly Hall and the school shop.

---



# Block 4

---



## Block 5

This is where you will have your English lessons (upstairs) and find the school canteen (downstairs)



# Block 5

# Biking to School



**There is one main bike shed where you can leave your bike during the day. When you arrive at the entrance dismount from your bike and walk to the bike shed and find a rack to place your bike.**

**DO NOT FORGET TO LOCK IT UP!**

**At the end of the day, walk your bike to the entrance and then ride home safely.**



# Break and Lunch

---

Break and lunch is a time to meet friends, socialise and re-fuel for learning. We have two dining areas in the school, which both have outdoor seated areas for students to use. Students can buy their lunch or bring food from home. We use parent pay for all purchases



# The Pod!



- **The pod is another place you can buy food at break or lunchtime.**
- **The pod sells 'grab and go' food, for example sandwiches and wraps, that you can then eat in our outside seated area.**